

Extragalactic Astronomy II

Lecture 3

Yogesh Wadadekar

Apr-June 2021

Quasars

We will discuss Quasars first and in some detail, since they exhibit many of the features of AGN.

Other AGN classes can then be described, by contrasting their properties with quasars.

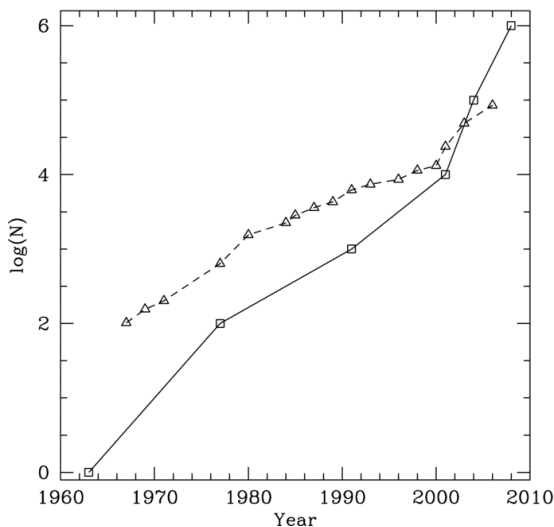
Question

Positional uncertainties in the early days of single dish radio astronomy were quite large (order of arcminutes). How was it then possible to unambiguously identify optical counterparts to the radio source?

Positional uncertainties in the early days of single dish radio astronomy were quite large (order of arcminutes). How was it then possible to unambiguously identify optical counterparts to the radio source?

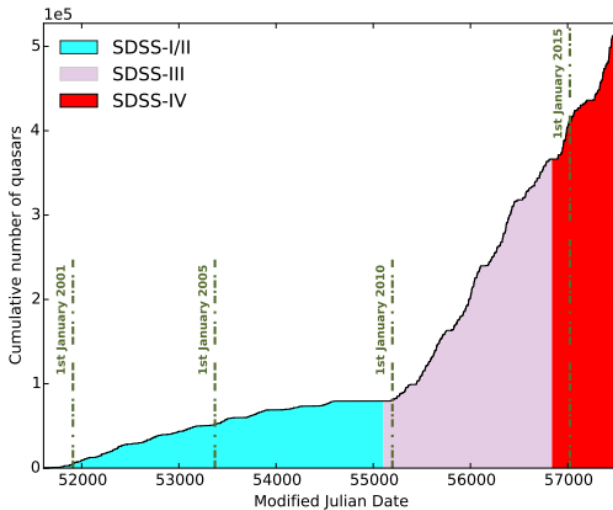
The Ooty Radio Telescope effectively used this technique to identify a large number of quasars and other radio sources in the 1970s

Known quasars as a function of time



largest homogeneous (solid) and heterogeneous (dashed) quasar catalogs (last entries photometric). Richards et al. (2009)

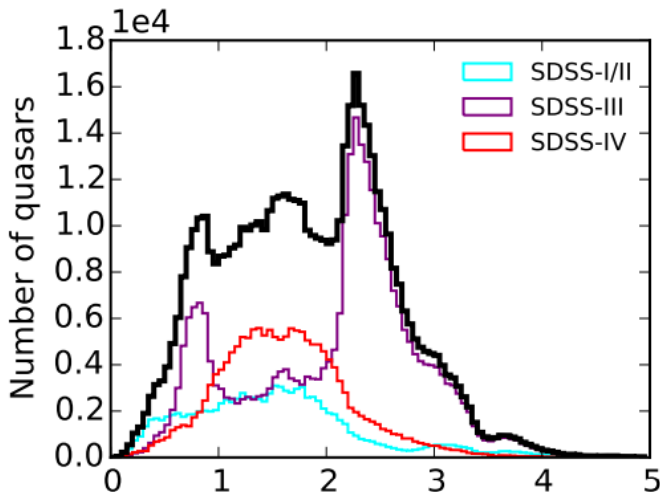
SDSS quasar discovery timeline



Paris et al. (2018)

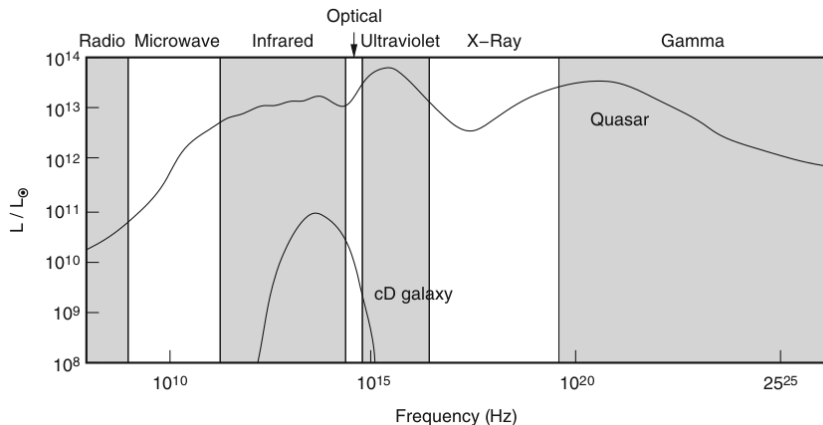
This catalog, which is the largest quasar catalog to date, contains data for 750,414 quasars, of which 225,082 are new in this data release.
> 90% of these have very faint or undetectable radio emission.

Redshift distribution of known quasars



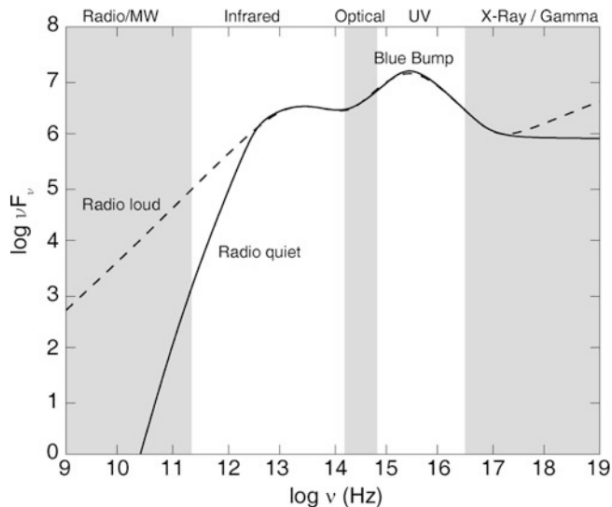
Paris et al. 2018

SED of 3C 273 compared to elliptical

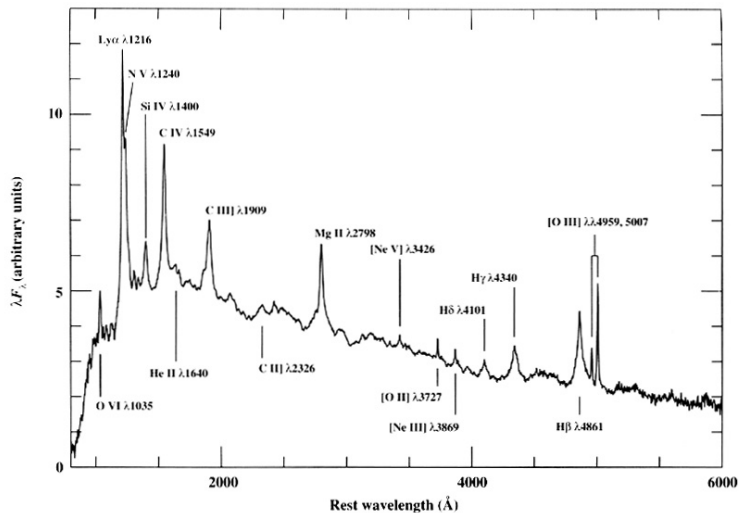


Luminosity is in νL_{ν} terms.

Quasar SED features



Composite quasar spectrum



Vanden Berk et al (2001)

Forbidden lines

What are forbidden lines in a spectrum?

Forbidden lines represent atomic/molecular quantum transitions that have a low intrinsic probability and cannot be detected in lab experiments. They require special conditions to occur, in sufficient numbers to be detected.

What might these conditions be?

Forbidden lines

What are forbidden lines in a spectrum?

Forbidden lines represent atomic/molecular quantum transitions that have a low intrinsic probability and cannot be detected in lab experiments. They require special conditions to occur, in sufficient numbers to be detected.

What might these conditions be?

What are some examples of permitted and forbidden lines?

Forbidden lines

What are forbidden lines in a spectrum?

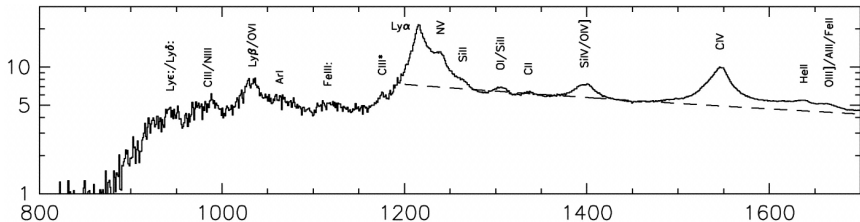
Forbidden lines represent atomic/molecular quantum transitions that have a low intrinsic probability and cannot be detected in lab experiments. They require special conditions to occur, in sufficient numbers to be detected.

What might these conditions be?

What are some examples of permitted and forbidden lines?

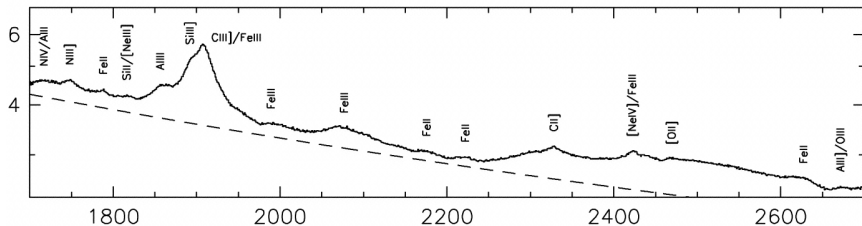
Similar forbidden lines exist without involving changes in principal quantum number. e.g. the hyperfine spin-flip transition of the hydrogen atom that produces the 21 cm line. Similar forbidden lines in rotational transitions of molecules give rise to lines in the sub-mm and mm bands.

Far UV quasar spectrum



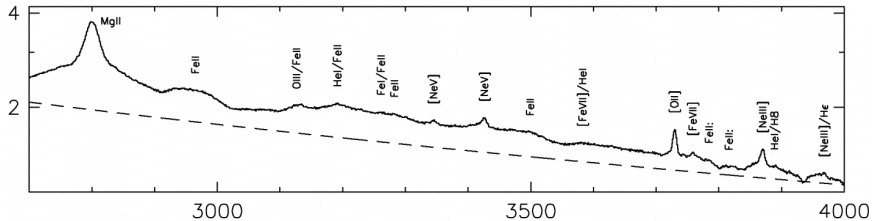
Vanden Berk et al (2001)

Near UV quasar spectrum



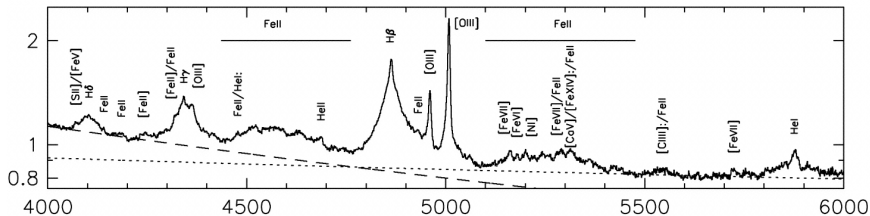
Vanden Berk et al (2001)

Optical quasar spectrum



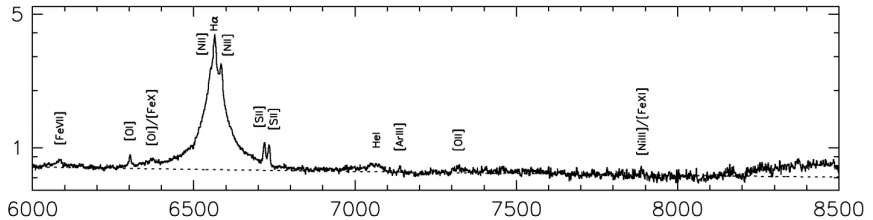
Vanden Berk et al (2001)

Optical quasar spectrum



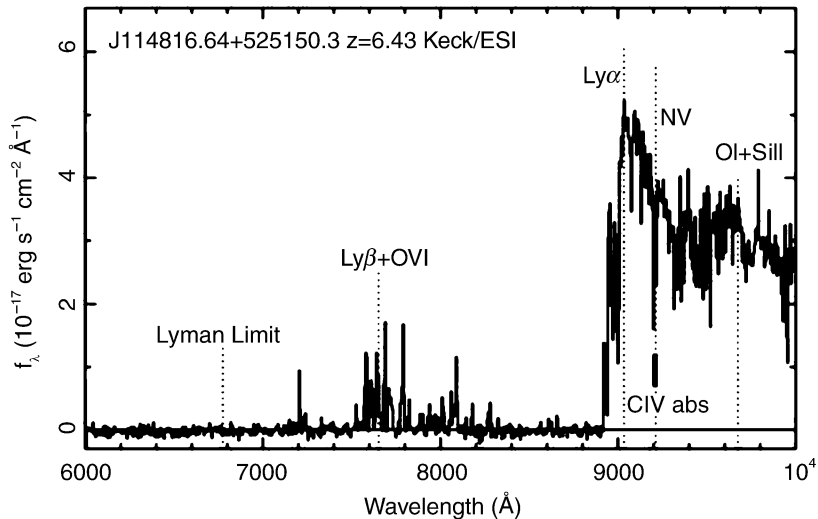
Vanden Berk et al (2001)

Optical quasar spectrum



Vanden Berk et al (2001)

High z quasar spectrum



What causes the Gunn-Peterson trough?

Quasars as probes of intervening absorbers

